



Zanesville-Muskingum County Health Department

Annual Report 2022



HEALTH COMMISSIONER MESSAGE

By Corey Y. Hamilton, MS, RD, LD

The health department has enjoyed being able to get back to some health promotion and prevention after two pretty difficult years trying to protect the community from the impacts of a global pandemic.

We successfully achieved National Public Health Accreditation we worked toward since the opportunity became available. The group photo above was taken on the day of our celebration. This mark of excellence can assure our community that our public health practices meet national standards.

We were overwhelmed and humbled by the strong show of support for the Public Health Levy in November. And, we are dedicated to utilizing those funds to help Zanesville and Muskingum County be the healthiest place to live, learn, work, and play.

So many of our programs/initiatives have had remarkable successes in 2022. We could not have done it without you and we are a better public health agency because of you!

*Thank You
for your support*

Highlights

Financial Summary

Chronic Disease & Injury Prevention & Control

Communicable Disease Prevention & Control

Environmental Health

Family & Community Health & Wellness

Business & Information Systems



Public Health
Prevent. Promote. Protect.
Zanesville-Muskingum County

2022 Board of Health Members



Photo: From left
James Brown, Esq. --> City of Zanesville

James Shepherd, MEd, CIT
Health District Advisory Council

Paul Nestor --> City of Zanesville

Abby Nguyen, RN, BSN, MBA, DBA
Health District Advisory Council

Callie E. Crider, DO --> City of Zanesville


Jennifer Agin, CPA, CGMA, MT
Health District Advisory Council

ZANESVILLE-MUSKINGUM COUNTY BOARD OF HEALTH

The Zanesville-Muskingum County Health Department is governed by a 6-person Board with members appointed by the City of Zanesville and the Health District Advisory Council.

Each member serves a 6-year-term and is eligible for reappointment. Board of Health meetings are held on the 3rd Thursday of each month at 6pm, with special sessions called as needed.

Meetings are held at ZMCHD and are open to the public. For information: call 740-454-9741 extension 260.



District Advisory Council

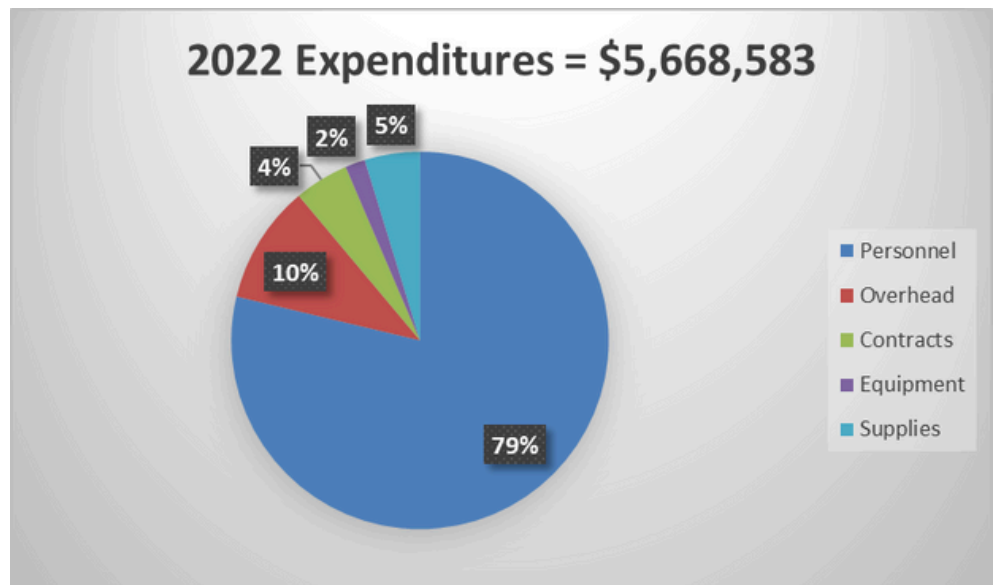
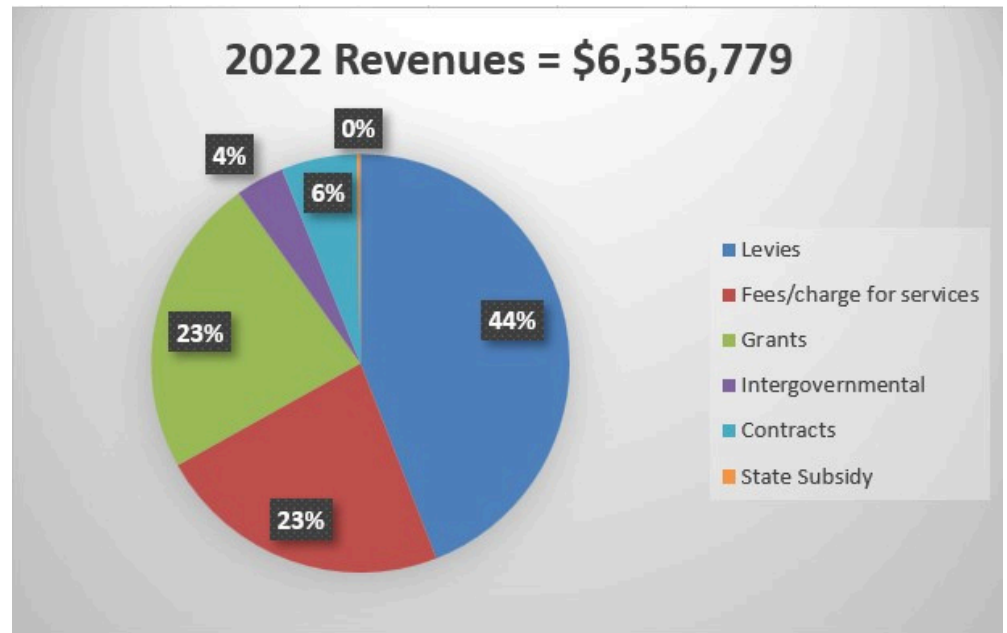
The Zanesville-Muskingum County Health Department serves the townships, villages, and cities of the county. The chief executive of each of the villages, the president of the Muskingum County Board of Commissioners, and the chairperson of each township's board of trustees are the designated members of the District Advisory Council.

They are required by law to meet annually in March, and their statutory powers and duties include selecting board of health members and considering special reports from the board.

2022 Officers:
Brian Palmer, President
Wayne Kilpatrick, Secretary

FINANCIAL SUMMARY

In 2022, ZMCHD had an operating budget of approximately \$6,768,761. We had access to three different COVID-related grants totaling \$442,757.49. These funds helped cover costs related to emergency response, contact tracing, PPE, equipment, etc. The following charts show income, expenses, and fund balance of the period ending December 31, 2022. A detailed copy of the annual financial report statement is available by contacting Fiscal Officer, Erin Wood: 740-454-9741 or erinw@zmchd.org.



FUND BALANCE OR CARRYOVER

ZMCHD budgets for revenue and expenses for the current year and has cash that is carried over to the next year. Our goal is to keep cash available for any contingencies that may arise (disasters, loss of revenue source, etc.) By the end of 2022 operating period, the fund balance was \$4,830,937.

Chronic Disease & Injury Prevention & Control

Annual Report 2022



DIRECTOR

Bonnie Kirsch, MA, CHES

(Photo: From left, Jody Shriver, Tabatha Jackson)

Most chronic diseases --such as cancer, diabetes, hypertension, stroke, heart disease respiratory diseases, arthritis, obesity and oral diseases-- can be prevented by eating well, being physically active, avoiding tobacco and excessive drinking, and getting regular health screenings.

HEAL (Healthy Eating Active Living) is a policy, systems, and environmental assessment and planning tool. This initiative works to stimulate change and empower the community to eat healthy foods and be physically active through community engagement.

Maternal & Child Health works to improve the health and well-being of mothers, children, and families. The focus of 2022 was on preconception health and ensuring that all women are prepared for a healthy pregnancy.

The purpose of **Tobacco Prevention Education** is to reduce youth tobacco use by helping young people grades 6-12 make healthful tobacco related decisions through tobacco specific education instruction and activities that build knowledge as well as social skills and youth development assets.

WIC (Women, Infants & Children) aims to safeguard the health of low income women, infants, and children up to age 5 who are at nutritional risk by providing nutritious foods to supplement diets, information on healthy eating, and referrals to health care providers and social service agencies.

Services

HEAL (Healthy Eating Active Living)

Maternal & Child Health

Tobacco Prevention Education

WIC (Women, Infants & Children)



Ohio | Department of Health

Tobacco Program
Quit Line: 1-800-QUIT-NOW

OHIO WIC
Women, Infants, and Children Program

2021-22 Tobacco Grant Year Highlights

Tobacco & Vaping Education		
	Number of People	Muskingum County Age Group Population
Teens	1,706	23.20%
Adults	296	15.70%
Tobacco Treatment Resources	10,192	

Tobacco Treatment Numbers			
Facility	2020-21	2021-22	Difference
Rambo Memorial Health Center	21	37	76.19%
Genesis	437	567	29.75%
MVHC	936	1,004	7.26%
My Life My Quit (MLMQ)	2	17	750.00%
Ohio Tobacco Quitline (OTQL)	42	60	42.86%

Media Ads			
	Media Source	Impressions	Engagements
Media Ad #1 (OTQL)	Facebook	24,021	1,047
Media Ad #2 (MLMQ)	Spectrum	210,312	944
Media Ad #3 (OTQL)	Spectrum	289,064	7,388

100% Tobacco Free Policy Adoption			
Schools	Number of Students	K-12 Population	
East Muskingum	2066	16%	All K-12 Public School 100% Tobacco Free

WIC, (Women, Infants & Children)

	2021	2022
Average participants	1,460	1,514
Breastfeeding initiation rate	55%	56%
# of breastfeeding moms	94	113
Breast pumps distributed	20	24
Food monthly benefits value average	\$65	INC*
Infant formula monthly benefits value	\$185	INC*

INC* --> Incomplete at this time as we have not received food benefits data from 2002.

Communicable Disease Prevention & Control

Annual Report 2022



DIRECTOR

Tiffany McFee, RN, MSN

(Photo: Tina Gundelfinger, RN)

Communicable Disease Prevention & Control works in partnership with the community to promote health and quality of life and to protect the public from the spread of communicable diseases and the health impact of emergencies.

We complete Disease Investigations for cases of communicable disease that pose highest risk to the public.

Emergency Preparedness coordinates with health care and emergency medical service providers on preventing, detecting, quickly responding to, and recovering from any type of emergency that impacts your health, particularly those emergencies whose scale, timing, or unpredictability threatens to overwhelm routine capabilities.

Epidemiology collects and analyzes data on cases of communicable disease.

Project DAWN/Naloxone program provides training and free naloxone kits to reduce opioid overdose and drug-related deaths.

Safe Point Disease Prevention Program protects the public and first responders by providing safe needle disposal and reducing the presence of needles in the community.

We distribute state-supplied Vaccinations to health care providers, assess vaccination status of children, and sponsor vaccination clinics and maintain a small computerized registry of vaccinations records for children from birth to 18-years-old. We also provide vaccinations for adults and travelers.

Services

Disease Investigations

Emergency Preparedness

Epidemiology

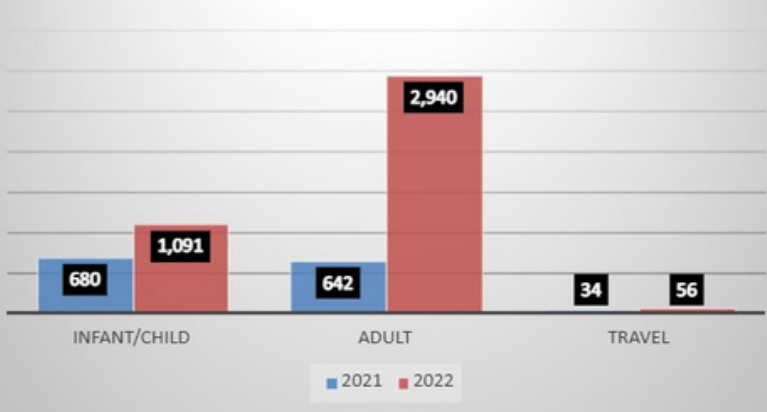
Project DAWN/Naloxone

Safe Point Disease Prevention Program

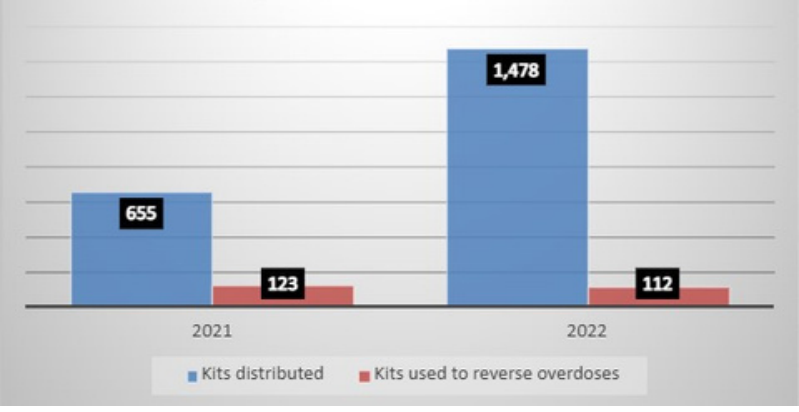
Vaccinations



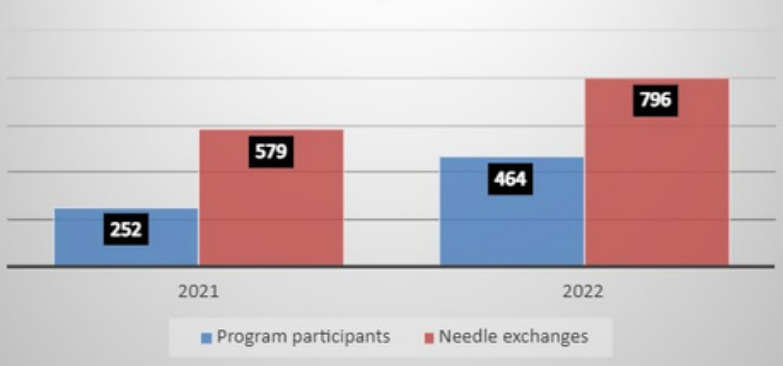
Vaccinations



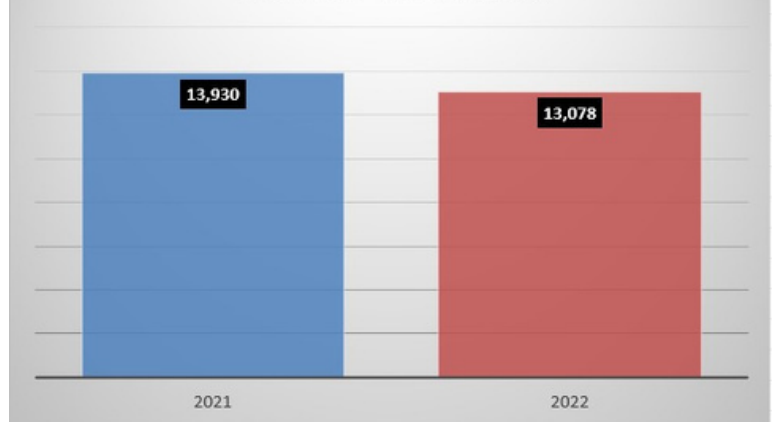
Project DAWN Naloxone



Safe Point Disease Prevention Program



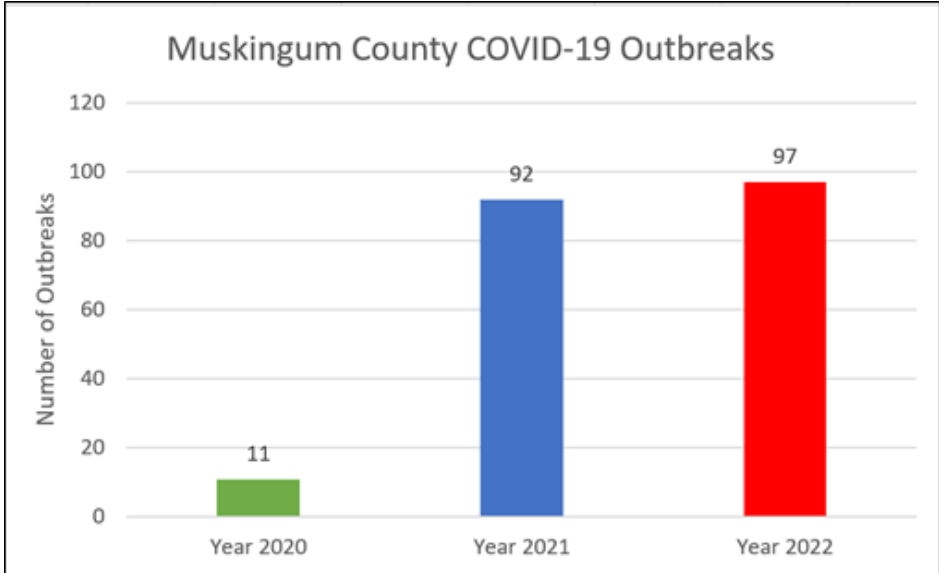
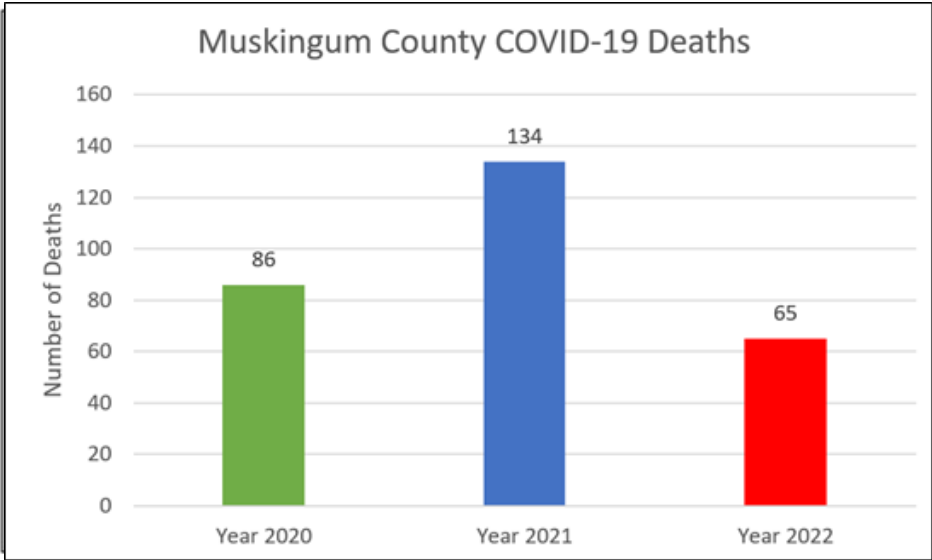
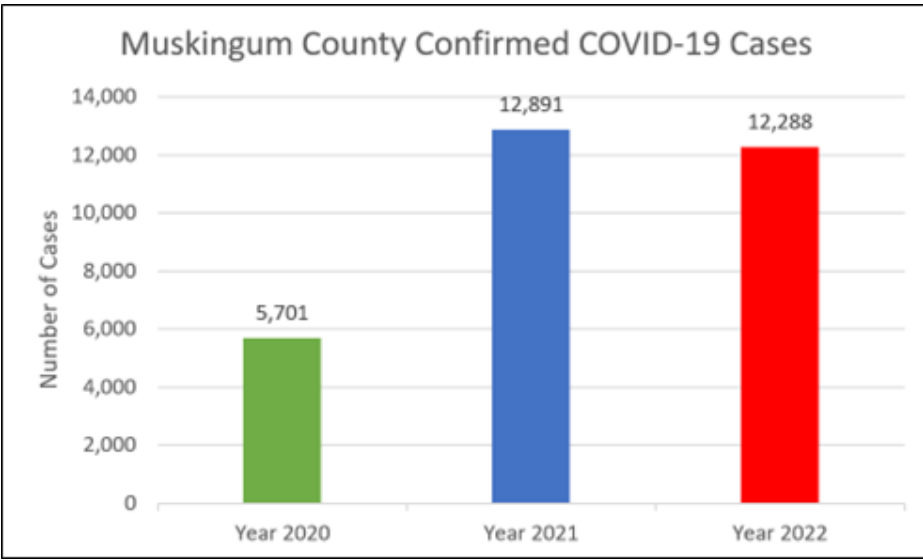
Needles exchanged



REPORTABLE CONDITIONS

Count of Reportable Conditions Muskingum County 2022		
Reportable Condition	Cases in 2022	5-year average*
Campylobacteriosis	15	23.41
Chlamydia Infection	379	412.20
Coccidioidomycosis	2	2.55
COVID-19	12,288	11,912.32
CP-CRE	3	2.55
Cryptosporidiosis	18	15.76
E. coli, Shiga Toxin-Producing (O157:H7, Not O157, Unknown Serotype)	4	3.01
Giardiasis	5	7.00
Gonococcal Infection	97	165.95
Hepatitis A	13	34.08
Hepatitis B (including delta) – acute	3	5.10
Hepatitis B (including delta) – chronic	23	24.10
Hepatitis C – acute	4	7.42
Hepatitis C- chronic	68	100.36
Influenza - ODH Lab Results	15	4.17
Influenza-associated hospitalization	134	116.35
LaCrosse virus disease (other California serogroup virus disease)	3	1.62
Legionellosis	5	5.33
Listeriosis	1	0.46
Lyme Disease	128	76.14
Malaria	1	0.23
Meningitis - aseptic/viral	8	5.51
Meningitis - bacterial (Not N. meningitidis)	2	2.08
MIS-C associated with COVID-19 (call health department immediately)	1	1.16
Pertussis	1	7.42
Salmonellosis	10	12.28
Spotted Fever Rickettsiosis, including Rocky Mountain spotted fever (RMSF)	3	1.39
Streptococcal - Group A -invasive	5	6.73
Streptococcal - Group B - in newborn	2	1.16
Streptococcus pneumoniae	22	17.61
Syphilis	33	17.37
Varicella	4	3.24
Grand Total	13,301	-

*5-year average rate per 100,000 population



Environmental Health

Annual Report 2022



DIRECTOR

Adam Dickerson, RS

(Photo: Michael Cruze, RS)

Environmental Health focuses on the relationships between people and their environment by working to reduce hazards in water, soil, and food to protect people and provide communities with healthier environments.

Staff inspects body art establishments, campgrounds, food service operations, manufactured home parks, public bathing beaches, pools and spas, commercial and residential plumbing, school buildings, sewage treatment systems, and private water systems.

Backflow prevention devices ensure no water flows back along the desired flow direction, ensuring that any chemicals, toxins, or debris won't make their way back into a clean water supply. We identify backflow devices to ensure testing.

We investigate indoor smoking complaints, trash and solid waste complaints, and help qualified residents with the removal of solid waste from their property.

Staff monitors animal bites and mosquitoes to prevent the spread of rabies, West Nile Virus, and Zika Virus.

Services

Animal Bites & Rabies
Control Activities

Body Art Inspections

Campgrounds &
Manufactured Home
Parks Inspections

Food Service
Inspections

Mosquito Control
Activities

Plumbing Inspections

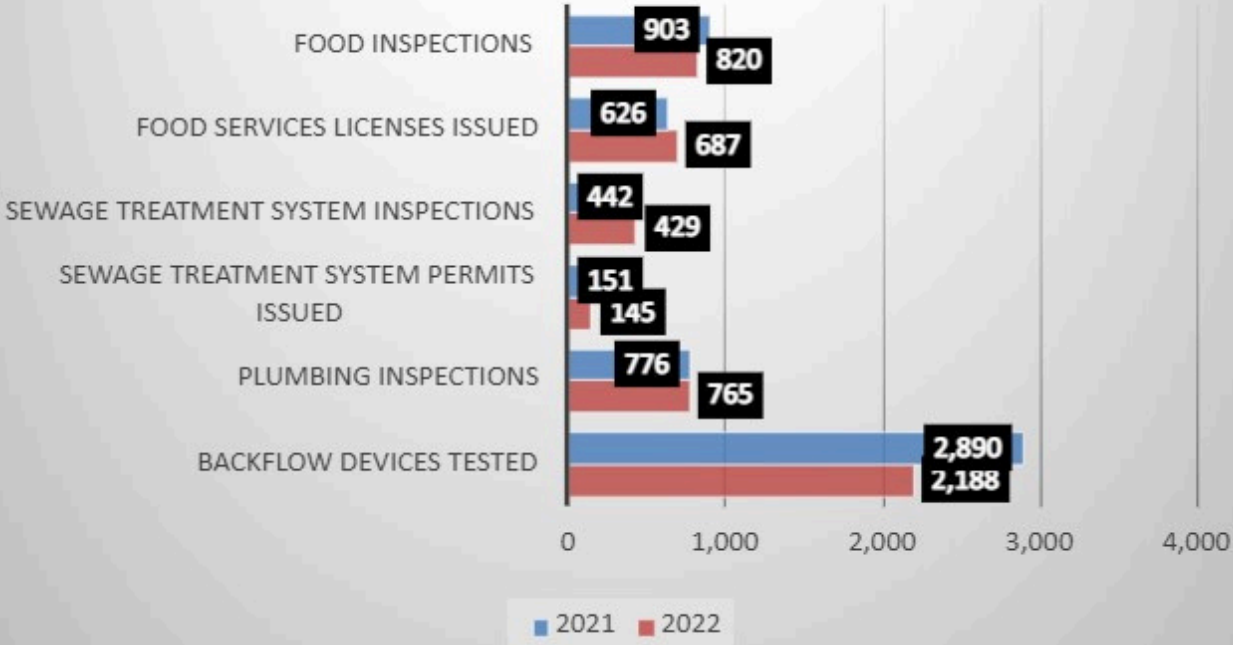
Backflow Prevention

Pool & Spa Inspections

School Building
Inspections

Sewage and Private
Water Inspections

Environmental Health



Food Operations

20 food facilities came to town, added on or remodeled in 2022.

18 food facilities opened in 2022:

- | | |
|-----------------------------------|---------------------------------|
| AJ's Fuel Foodmart & Drive Thru | Headstart Blue Avenue |
| Bee Sweet with Homemade Happiness | Kick N Ax |
| Bimbo Micro Market Vending | Lock and Landing |
| Burger King East Pike | Plaskolite Micro Market Vending |
| Cupcake Heaven | Ridge Inc Micro Market Vending |
| Dollar General East Pike | Roadway Inn |
| Dollar General Newark Rd | Sweet Station |
| Falls Nutrition | The Children's Learning Studio |
| German Farms Market | The Zoo Child Care |

Family & Community Health & Wellness

Annual Report 2022



DIRECTOR

Carol Howdysshell, RN, MSN

(Photo: From left, Heather Rice, Angie Smith, Karrie Huston, Jessica Grimes)

Family & Community Health & Wellness provides a variety of services and education to help families raise healthy children and create a safe environment where they can learn and grow. The first five years of a child's life build the foundation that shapes children's future health, happiness, growth, development, and learning achievement in life. Children and families enrolled in our programs show improvements in their health, developmental outcomes and increased school readiness.

Bridges to Wellness is a program that primarily focuses on pregnant women and connects families to local resources in to help them become stronger and healthier. **Car Seat Safety Program** provides free car seats to low-income families. **CMH (Children with Medical Handicaps)** helps children and youth with special health care needs. **Cribs for Kids** provides cribs to eligible families who do not have a safe place for their baby to sleep.

Early Intervention provides service coordination and support to families of young children to ensure they receive needed interventions to overcome developmental delays or connect them with needed resources based on their diagnosis. **Help Me Grow Home Visiting** improves the health and well-being of families with young children and pregnant women by encouraging bonding and strengthening parenting skills.

Lead Case Management monitors children with elevated blood lead levels, which put children at risk for lower IQ and difficulty paying attention. **Smart Choices, Strong Families** is a recovery support program for pregnant and postpartum women and helps link them to resources. **Social Work** provides a range of services to people who require public health assistance and community programs to enhance their social, environmental, emotional and behavioral health needs.

Services

Bridges to Wellness

Car Seat Safety Program

CMH (Children with Medical Handicaps)

Cribs for Kids

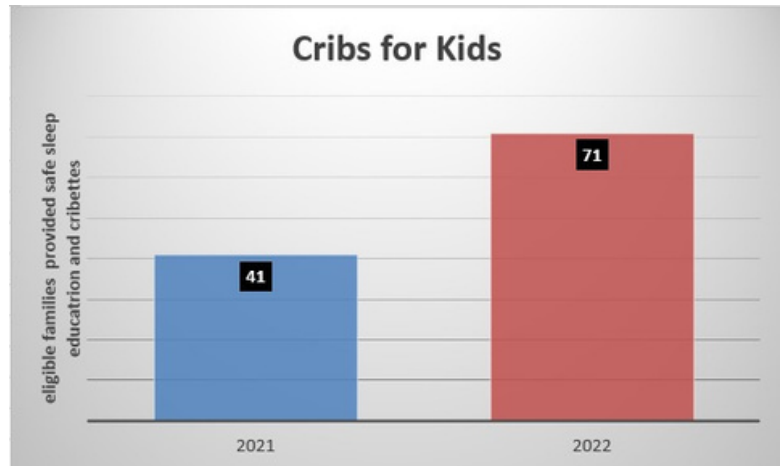
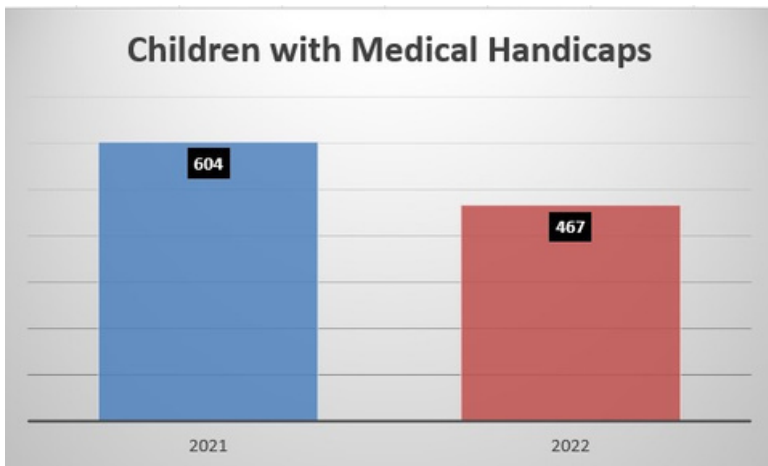
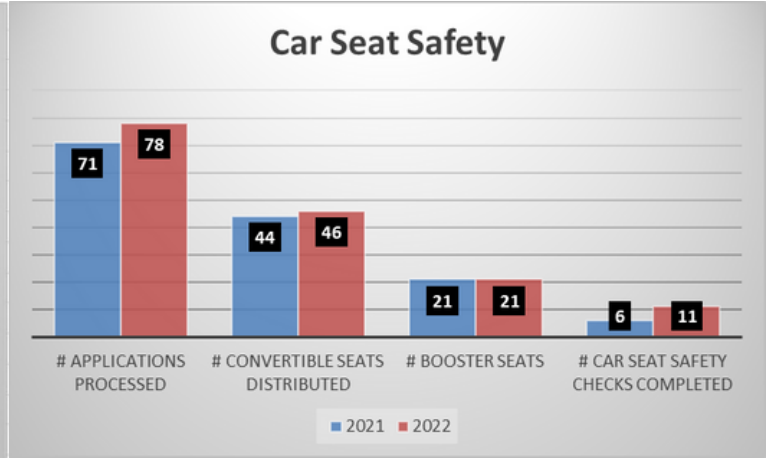
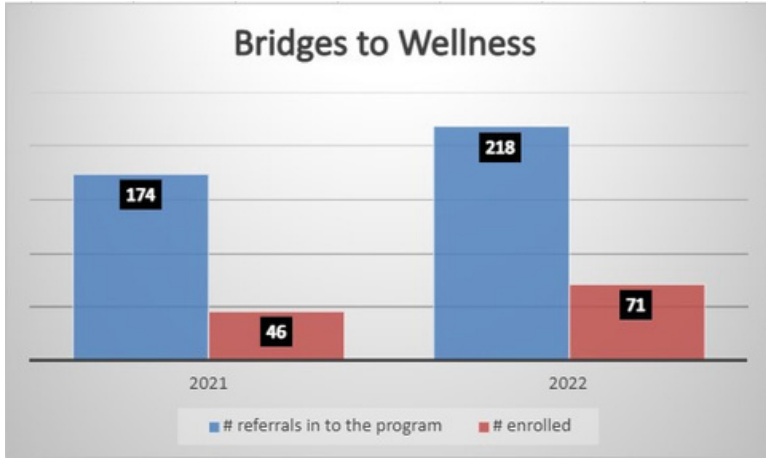
Early Intervention

Help Me Grow Home Visiting

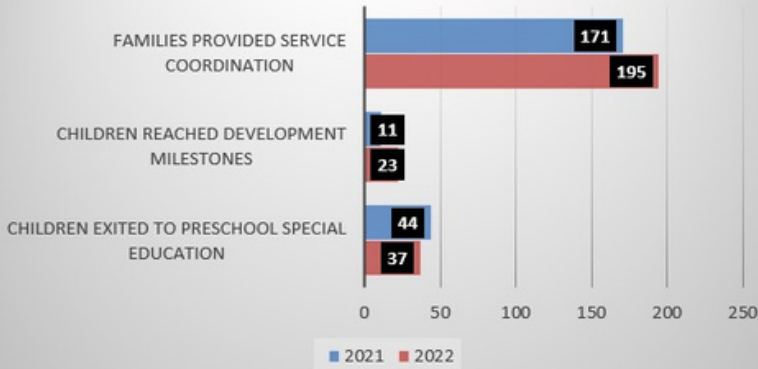
Lead Case Management

Smart Choices, Strong Families

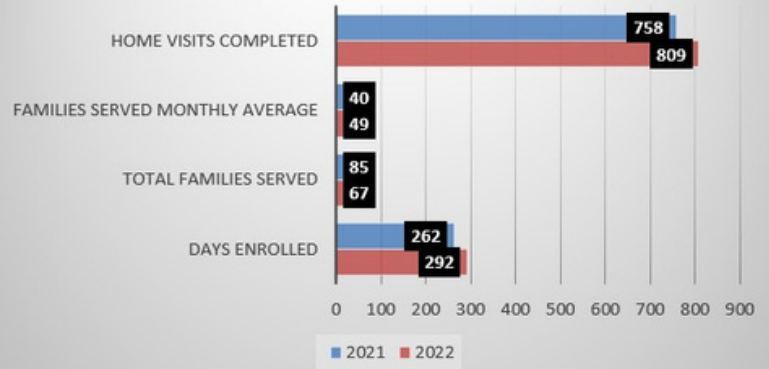
Social Work



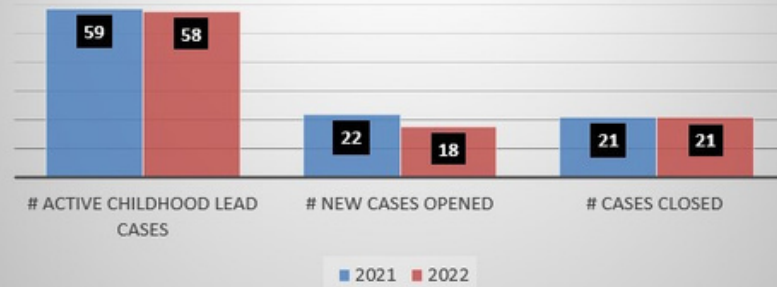
Early Intervention



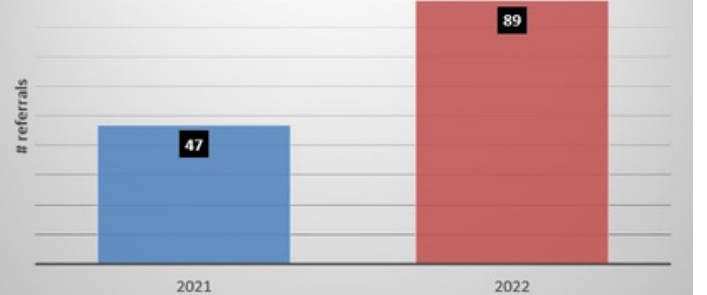
Help Me Grow



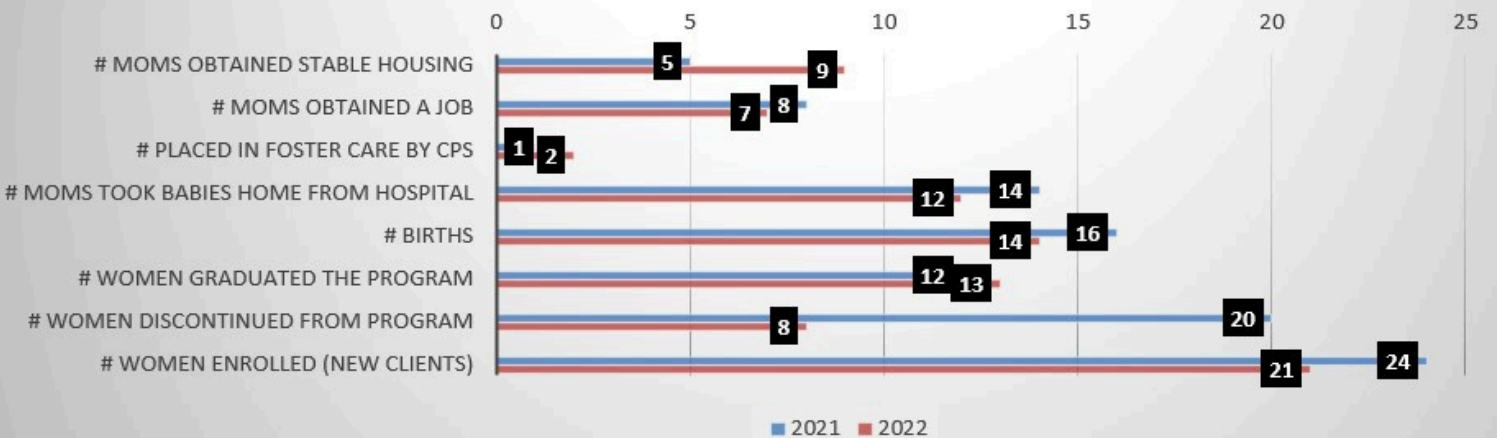
Lead Case Management



Social Worker



Smart Choices Strong Families



Administration

Annual Report 2022



DIRECTOR

Lisa King, BBA, MBA

The Birth & Death Records office provides services which include: issuing certified copies of certificates for births (occurring in Ohio only) and deaths (occurring in Muskingum County, Ohio only) from 1908 to present (\$22 per certificate); registering all births, deaths, and fetal deaths occurring in Muskingum County; issuing burial permits; assisting single parents with completing "Acknowledgment of Paternity Affidavits;" assisting with correcting birth and death certificates issued in Franklin County.

The Finance office provides financial management of federal and state grants and reports of all finances.

The Human Resources office provides position recruiting, labor relations, and human resources management.

The Public Information office works to gather, process, and disseminate essential information; provides media relations and web support; and oversees public records requests.

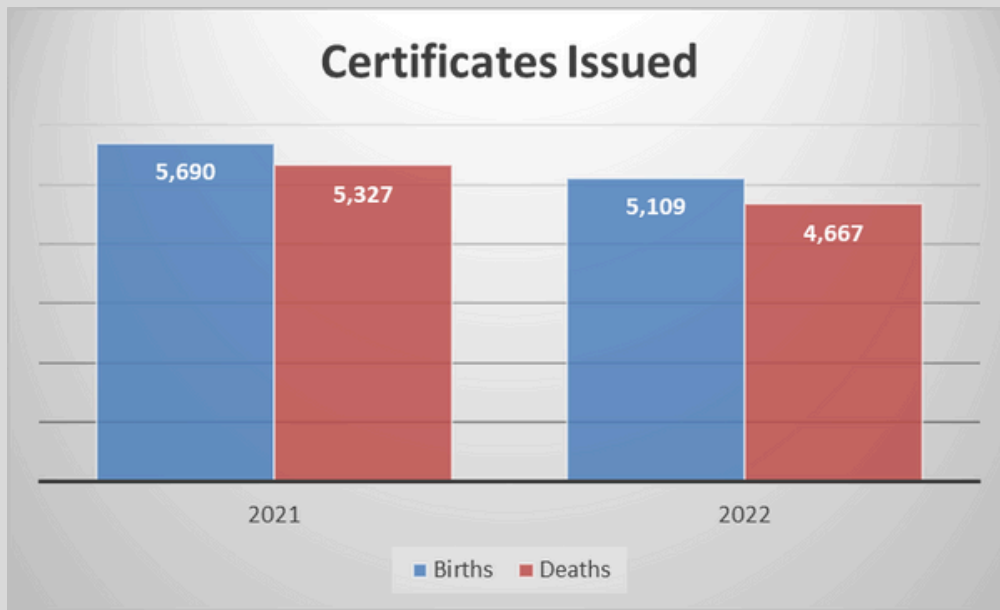
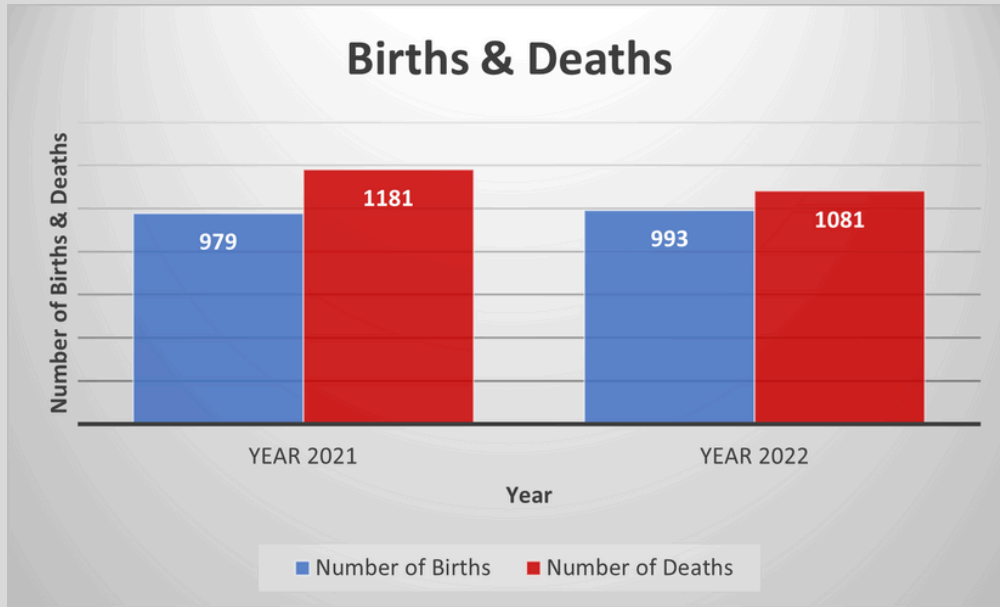
Services

Birth & Death
Certificates

Finance

Human Resources

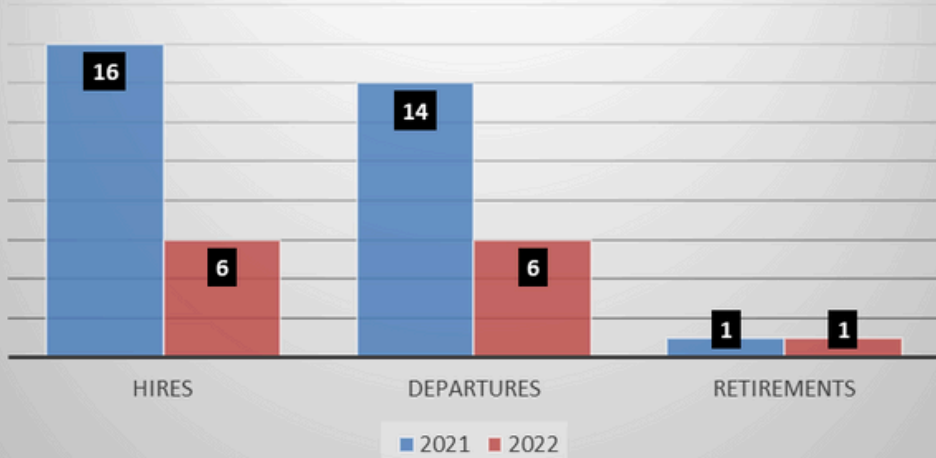
Public Information



Leading Causes of Death
Muskingum County 2022

No.	Leading Cause of Death	Death Count	Mortality Rate*
1	Diseases of heart (I00-I09,I11,I13,I20-I51)	219	253.44
2	Malignant neoplasms (C00-C97)	198	229.14
3	Chronic lower respiratory diseases (J40-J47)	70	81.01
4	Accidents (UNINTENTIONAL INJURIES) (V01-X59,Y85-Y86)	66	76.38
5	COVID-19 (U071)	65	75.22
6	Cerebrovascular diseases (I60-I69)	54	62.49
7	Alzheimer's disease (G30)	43	49.76
8	Diabetes mellitus (E10-E14)	39	45.13
9	Parkinson's disease (G20-G21)	19	21.99
10	Nephritis, nephrotic syndrome and nephrosis (N00-N07,N17-N19,N25-N27)	16	18.52

Human Resources



Social Media

2022 Year in Review

Posts across networks	1,500
Post impressions across networks (#of times a post was visible in user timelines or feeds)	1,400
Post reach across networks (# of people who saw any post at least once)	1,300
Fans & Followers across networks	8,300
New fans & followers across networks	584
Page & profile impressions	1,600,000
Page & profile reach across networks	1,000,000
Facebook new/total fans	535/6,651
Instagram new/total/ followers	47/215
Twitter new/total followers	2/860
LinkedIn new/total followers	160/216

We're social!

Like. Follow. Share.

On your favorite social media sites!





Public Health Nurse



Public Health

Prevent. Promote. Protect.

Zanesville-Muskingum County